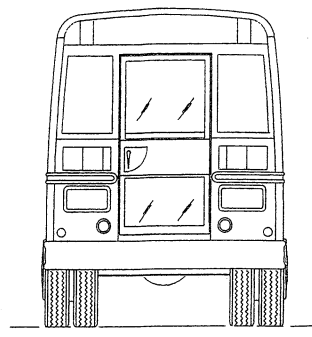
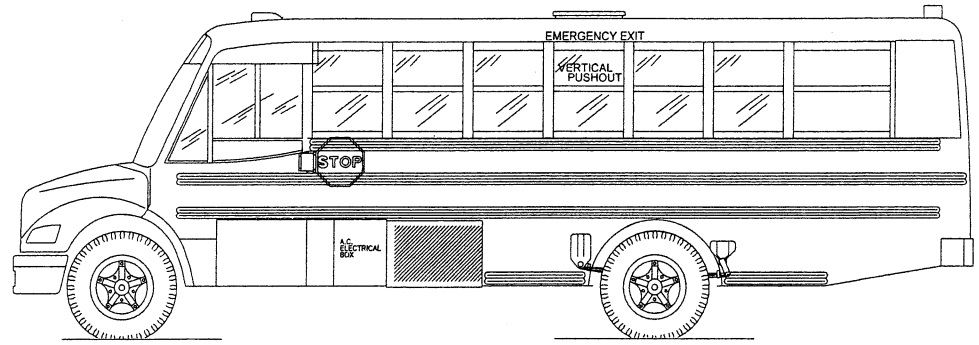


42 Passenger - School Bus
Max Capacity CSRS Seats = 48 Passengers

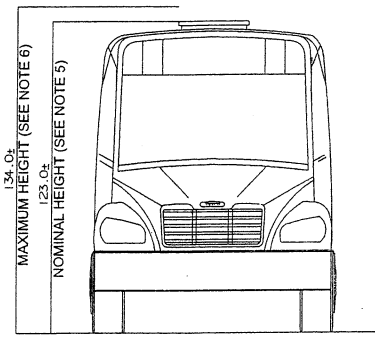
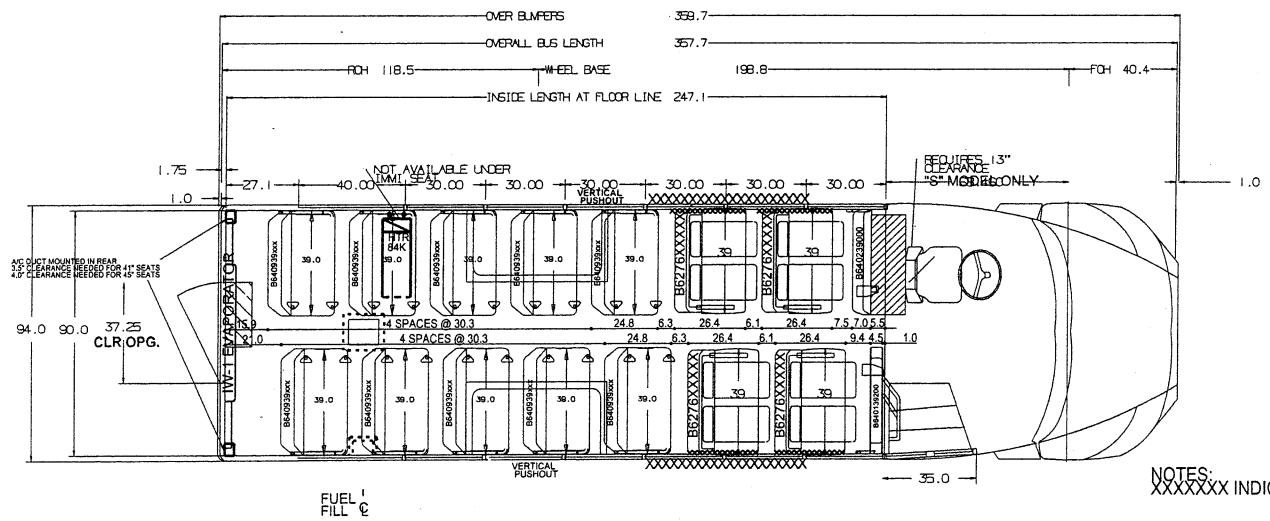
SEATING CAPACITY: 42 + DRIVER

Max capacity with all ICS = 48

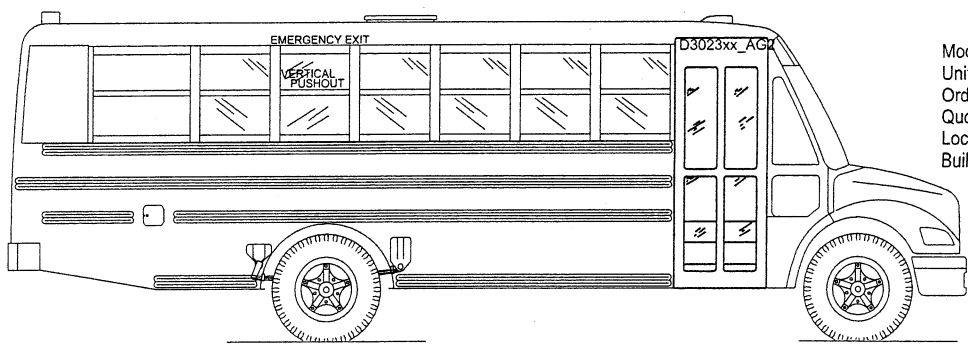


LEFT BARRIER FRONT MOUNTING HOLE TO FIRST SEAT FRONT MOUNTING HOLE = 6.0

RIGHT BARRIER FRONT MOUNTING HOLE TO FIRST SEAT FRONT MOUNTING HOLE = 5.3



NOTES:
XXXXXX INDICATES IMMI REINF



Model: Saf-T-Liner C2
Units Ordered: 1
Order Number: N/A
Quote Number: 222910
Locality: NC
Build Date: N/A

- GENERAL NOTES
- 1. SOME ITEMS, SUCH AS CV MIRRORS, ROOF LUGGAGE RACKS, AND OTHER ITEMS, ARE SHOWN IN ONE VIEW ONLY FOR CLARITY.
 - 2. THIS DRAWING IS A REPRESENTATION ONLY AND MAY NOT HAVE ALL ITEMS REQUIRED. PLEASE REFER TO ORDER.
 - 3. THE CLEARANCE BETWEEN BOTTOM OF BUS OR BOTTOM OF UNDERBODY COMPARTMENTS AND GROUND WILL VARY ACCORDING TO TIRE SIZE, BUS LOAD, AND SUSPENSION TYPE.
 - 4. THE MAXIMUM WIDTH AT BELT LINE OVER GUARD RAILS IS 96".
 - 5. THE NOMINAL BUS HEIGHT IS BASED ON A STANDARD BODY AND LARGEST SIZE TIRE.
 - 6. THE MAXIMUM BUS HEIGHT IS BASED ON BODY WITH OPTIONS SUCH AS A/C UNITS, STROBE LIGHT, LARGEST SUSPENSION ETC.


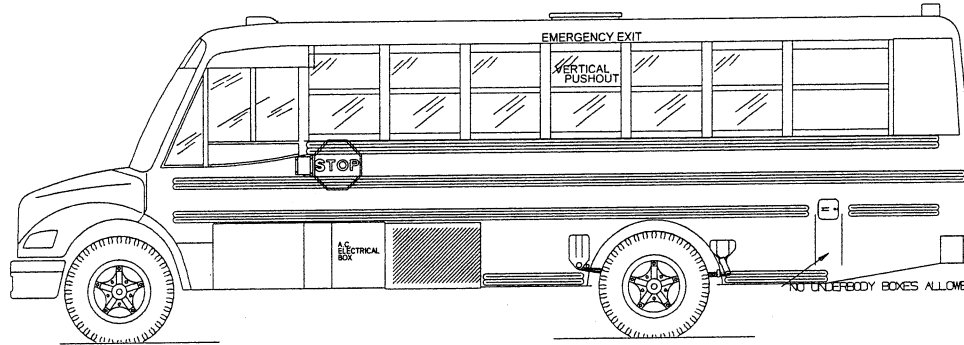
THIS DRAWING AND ALL INFORMATION PROVIDED WITH IT ARE THE PROPERTY OF THOMAS BUILT BUSES, INC. ANY REPRODUCTION OR DISTRIBUTION OF THIS MATERIAL OR ANY PART WITHOUT WRITTEN PERMISSION OF THOMAS BUILT BUSES, INC. IS STRICTLY PROHIBITED. COPYRIGHT 2004 THOMAS BUILT BUSES, INC.

SIDE	ROW	SPACING	SEAT
LEFT		30.3	29.1
RIGHT		30.3	29.1

THOMAS BUILT BUSES, INC
HIGH POINT, NC
TITLE: PLAN AND ELEVATION BODY 221TS
DRN: 09-02-09 BY: MK
SCALE: 3/8"=12'
DWG. NO.: 369804


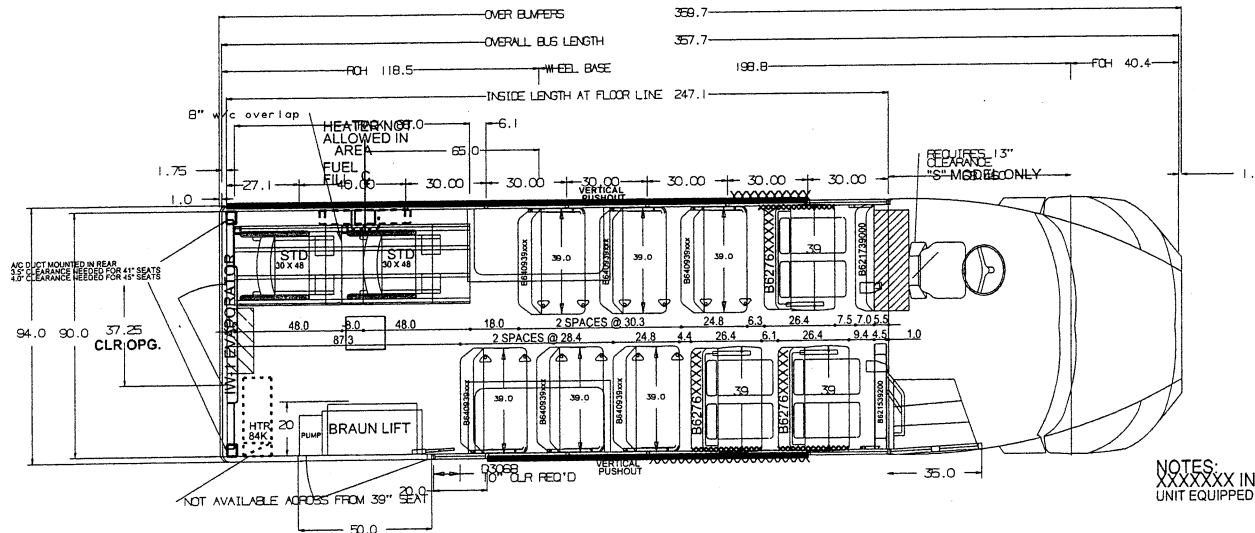
SEATING CAPACITY: 27 + 2 WC + DRIVER

42 Passenger- School Bus, Lift
 Max Capacity CSRS Seats = 27 Passengers

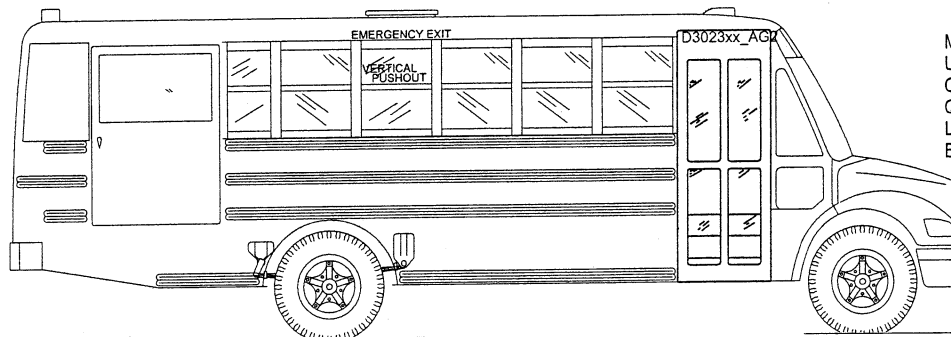


LEFT BARRIER FRONT MOUNTING HOLE TO FIRST SEAT FRONT MOUNTING HOLE = 6.0

RIGHT BARRIER FRONT MOUNTING HOLE TO FIRST SEAT FRONT MOUNTING HOLE = 5.3



NOTES:
 XXXXXX INDICATES IMMI REINF
 UNIT EQUIPPED WITH OVERHEAD TRACK REINFORCEMENT



Model: Saf-T-Liner C2
 Units Ordered: 1
 Order Number: N/A
 Quote Number: 222853
 Locality: NC
 Build Date: N/A

- GENERAL NOTES
- SOME ITEMS, SUCH AS CV MIRRORS, ROOF LUGGAGE RACKS, AND OTHER ITEMS, ARE SHOWN IN ONE VIEW ONLY FOR CLARITY.
 - THIS DRAWING IS A REPRESENTATION ONLY AND MAY NOT HAVE ALL ITEMS REQUIRED.
 - PLEASE REFER TO ORDER #111
 - THE CLEARANCE BETWEEN BOTTOM OF BUS OR BOTTOM OF UNDERBODY COMPARTMENTS AND GROUND WILL VARY ACCORDING TO THE SIZE, BUS LOAD, AND SUSPENSION TYPE.
 - THE MAXIMUM WIDTH AT BELT LINE OVER GUARD TAIS IS 96"
 - THE NOMINAL BUS HEIGHT IS BASED ON A STANDARD BODY AND LARGEST SIZE TIRE.
 - THE MAXIMUM BUS HEIGHT IS BASED ON BODY WITH OPTIONS SUCH AS A/C UNITS, STROBE LIGHT, LARGEST SUSPENSION ETC.

THIS DRAWING AND ALL INFORMATION PROVIDED WITH IT ARE THE PROPERTY OF THOMAS BUILT BUSES, INC. ANY REPRODUCTION OR DISTRIBUTION OF THIS MATERIAL OR ANY PART WITHOUT WRITTEN PERMISSION OF THOMAS BUILT BUSES, INC. IS STRICTLY PROHIBITED.
 COPYRIGHT 2001 THOMAS BUILT BUSES, INC.

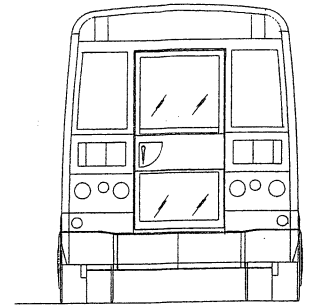
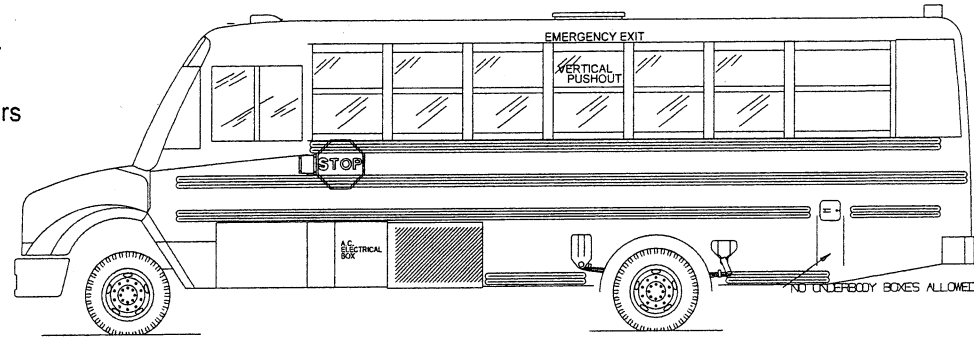
SIDE	ROW	SPACING	SEAT
LEFT		30.3	23.1
RIGHT		28.4	27.2

THOMAS BUILT BUSES, INC
 HIGH POINT, NC
 TITLE PLAN AND ELEVATION BODY 221TS
 DRN:09-10-09 BY:Mike Esh/SIZE DWG. NO.
 SCALE 3/8"=12" S 371218

SEATING CAPACITY: 27 + 2 WC + DRIVER


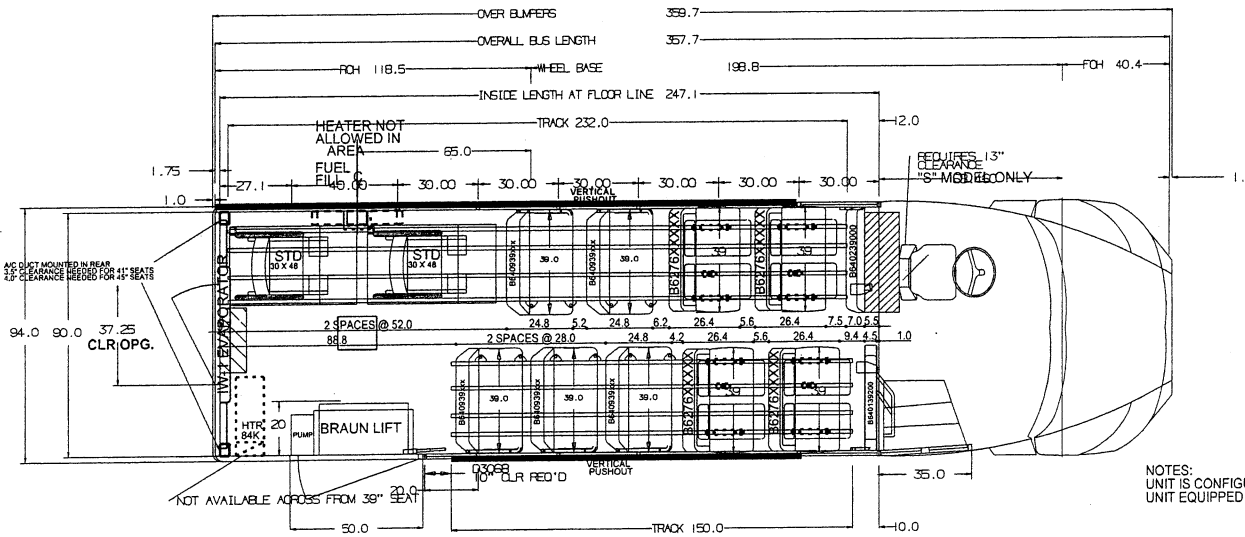
42 Passenger - School Bus, Lift, Flat Floor

Max Capacity CSRS Seats = 27 Passengers

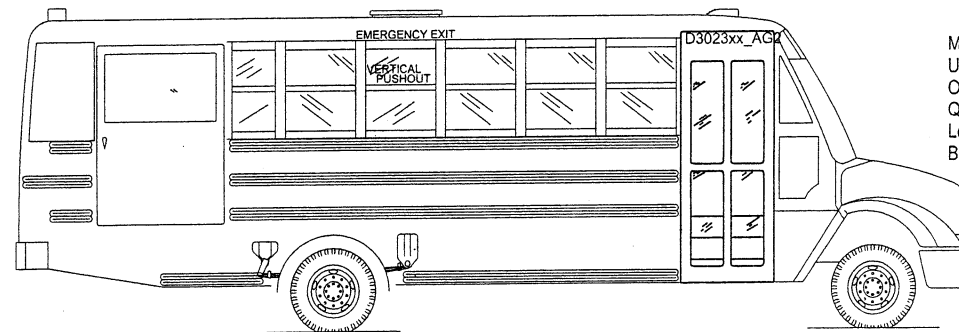


LEFT BARRIER FRONT MOUNTING HOLE TO FIRST SEAT FRONT MOUNTING HOLE = 6.0

RIGHT BARRIER FRONT MOUNTING HOLE TO FIRST SEAT FRONT MOUNTING HOLE = 5.3



NOTES:
 UNIT IS CONFIGURED WITH A FLAT FLOOR
 UNIT EQUIPPED WITH OVERHEAD TRACK REINFORCEMENT



Model: Saf-T-Liner C2
 Units Ordered: 1
 Order Number: N/A
 Quote Number: 222912
 Locality: NC
 Build Date: N/A

GENERAL NOTES

- SOME ITEMS, SUCH AS CV MIRRORS, ROOF LUGGAGE RACKS AND OTHER ITEMS, ARE SHOWN IN ONE VIEW ONLY FOR CLARITY.
- THIS DRAWING IS A REPRESENTATION ONLY AND MAY NOT HAVE ALL ITEMS REQUIRED.
- REFER TO ORDER #1.
- THE CLEARANCE BETWEEN BOTTOM OF BUS OR BOTTOM OF UNDERBODY COMPARTMENTS AND GROUND WILL VARY ACCORDING TO THE SIDE, BUS LOAD, AND SUSPENSION TYPE.
- THE MAXIMUM WIDTH AT BELT LINE OVER GUARD RAILS IS 8".
- THE NOMINAL BUS HEIGHT IS BASED ON A STANDARD BODY AND LARGEST SIZE TIRE.
- THE MAXIMUM BUS HEIGHT IS BASED ON BODY WITH OPTIONS SUCH AS AIR BILLS, STROBE LIGHT, LARGEST SUSPENSION ETC.

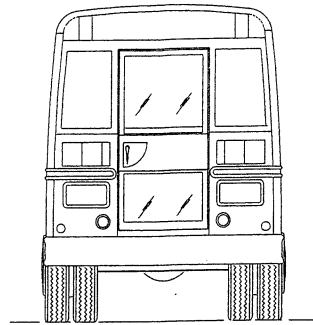
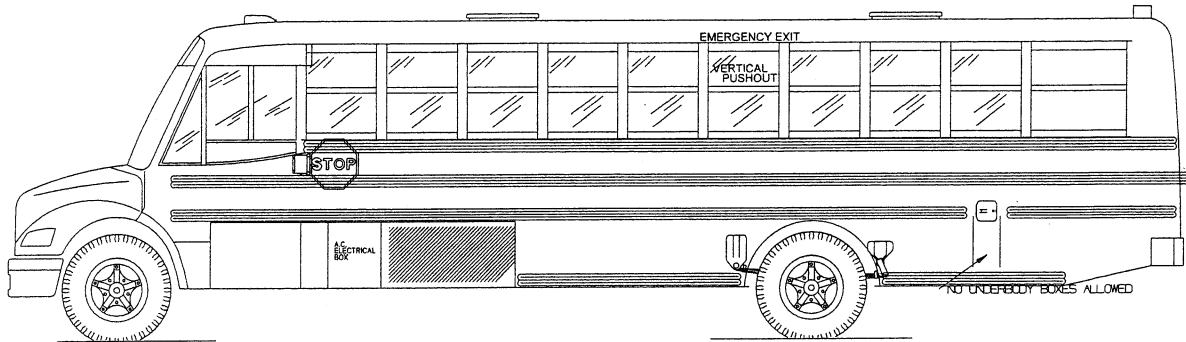
THIS DRAWING AND ALL INFORMATION PROVIDED WITH IT ARE THE PROPERTY OF THOMAS BUILT BUSES, INC. ANY REPRODUCTION OR DISTRIBUTION OF THIS MATERIAL OR ANY PART WITHOUT WRITTEN PERMISSION OF THOMAS BUILT BUSES, INC. IS STRICTLY PROHIBITED. COPYRIGHT 2004 THOMAS BUILT BUSES, INC.

SIDE	ROW	SPACING	SEAT
LEFT		52.0	52.0
RIGHT		28.0	26.8

TITLE: **PLAN AND ELEVATION BODY 221TS**
 DRN: 09-02-09 BY: [Signature]
 SCALE: 3/8"=1'
 DWG. NO.: 369813

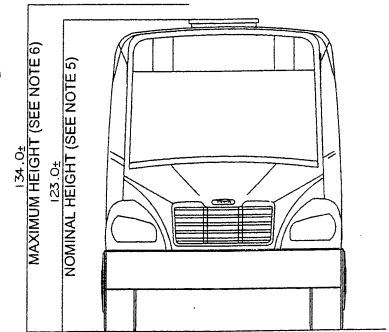
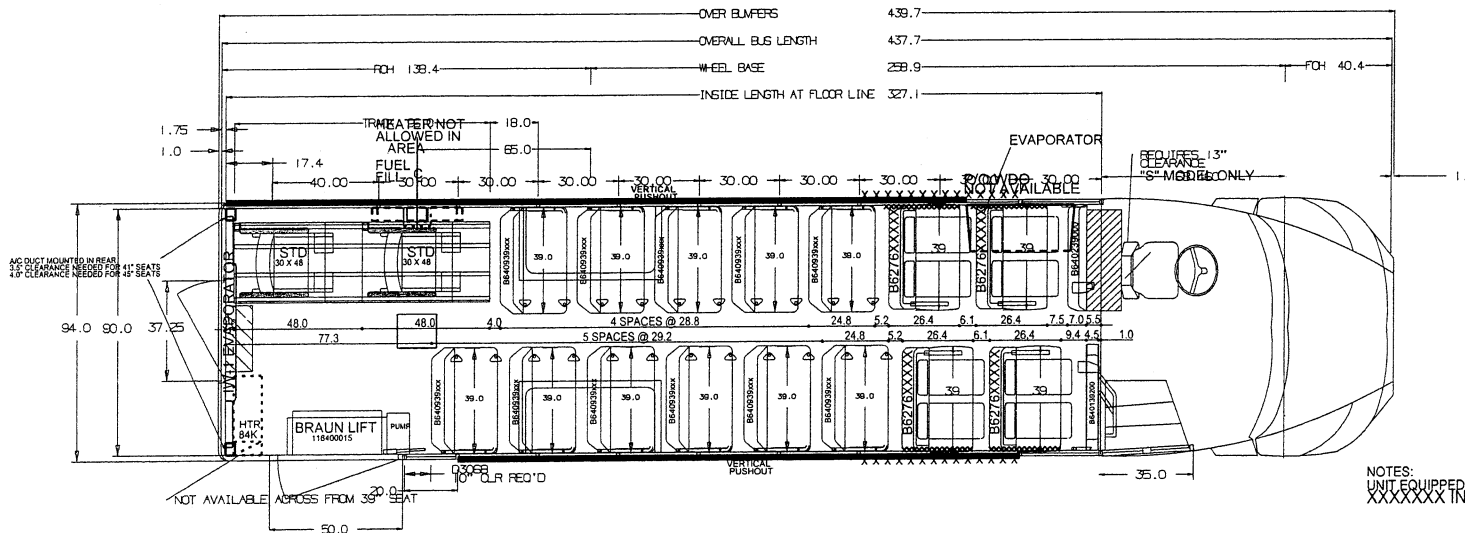
SEATING CAPACITY: 45 + 2 WC + DRIVER

66 Passenger School Bus, Lift
 Max Capacity CSRS Seats = 45 Passengers

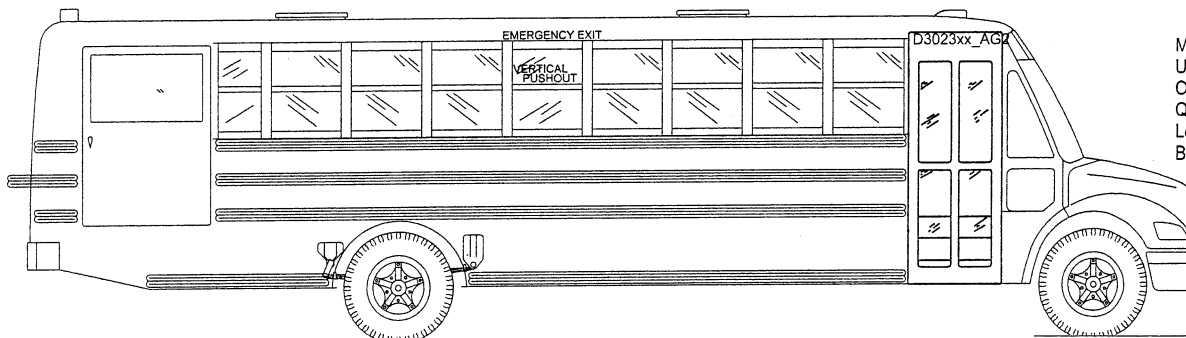


LEFT BARRIER FRONT MOUNTING HOLE TO FIRST SEAT FRONT MOUNTING HOLE = 6.0

RIGHT BARRIER FRONT MOUNTING HOLE TO FIRST SEAT FRONT MOUNTING HOLE = 5.3



NOTES:
 UNIT EQUIPPED WITH OVERHEAD TRACK REINFORCEMENT
 XXXXXXX INDICATES IMMI REINF



Model: Saf-T-Liner C2
 Units Ordered: 1
 Order Number: N/A
 Quote Number: 222742
 Locality: NC
 Build Date: N/A

GENERAL NOTES

- SOME ITEMS, SUCH AS CV MIRRORS, ROOF LUGGAGE RACKS, AND OTHER ITEMS, ARE SHOWN IN ONE VIEW ONLY FOR CLARITY.
- THIS DRAWING IS A REPRESENTATION ONLY AND MAY NOT HAVE ALL ITEMS REQUIRED.
- PLEASE REFER TO OVERHEAD TRACK REINFORCEMENT FOR CLEARANCE BETWEEN BOTTOM OF BUS OR BOTTOM OF UNDERBODY COMPARTMENTS AND GROUND WILL VARY ACCORDING TO THE SIZE, BUS LOAD, AND SUSPENSION TYPE.
- THE MAXIMUM WIDTH AT BELT LINE OVER GUARD RAILS IS 86".
- THE NOMINAL BUS HEIGHT IS BASED ON A STANDARD BODY AND LARGEST SIZE TIRES.
- THE MAXIMUM BUS HEIGHT IS BASED ON BODY WITH OPTIONS SUCH AS AN LIGHT, STROBE LIGHT, LARGEST SUSPENSION ETC.

THIS DRAWING AND ALL INFORMATION PROVIDED WITH IT ARE THE PROPERTY OF THOMAS BUILT BUSES, INC. ANY REPRODUCTION OR DISTRIBUTION OF THIS MATERIAL OR ANY PART WITHOUT WRITTEN PERMISSION OF THOMAS BUILT BUSES, INC. IS STRICTLY PROHIBITED.
 COPYRIGHT 2004 THOMAS BUILT BUSES, INC.

THOMAS BUILT BUSES, INC.
 HIGH POINT, NC

TITLE PLAN AND ELEVATION
 BODY 310TS

DRN:09-02-09 BY:Mike East:BJZE DWG. NO. S 369775

SIDE	ROW	SPACING	SEAT ROW
LEFT		28.8	27.6
RIGHT		29.2	28.0

